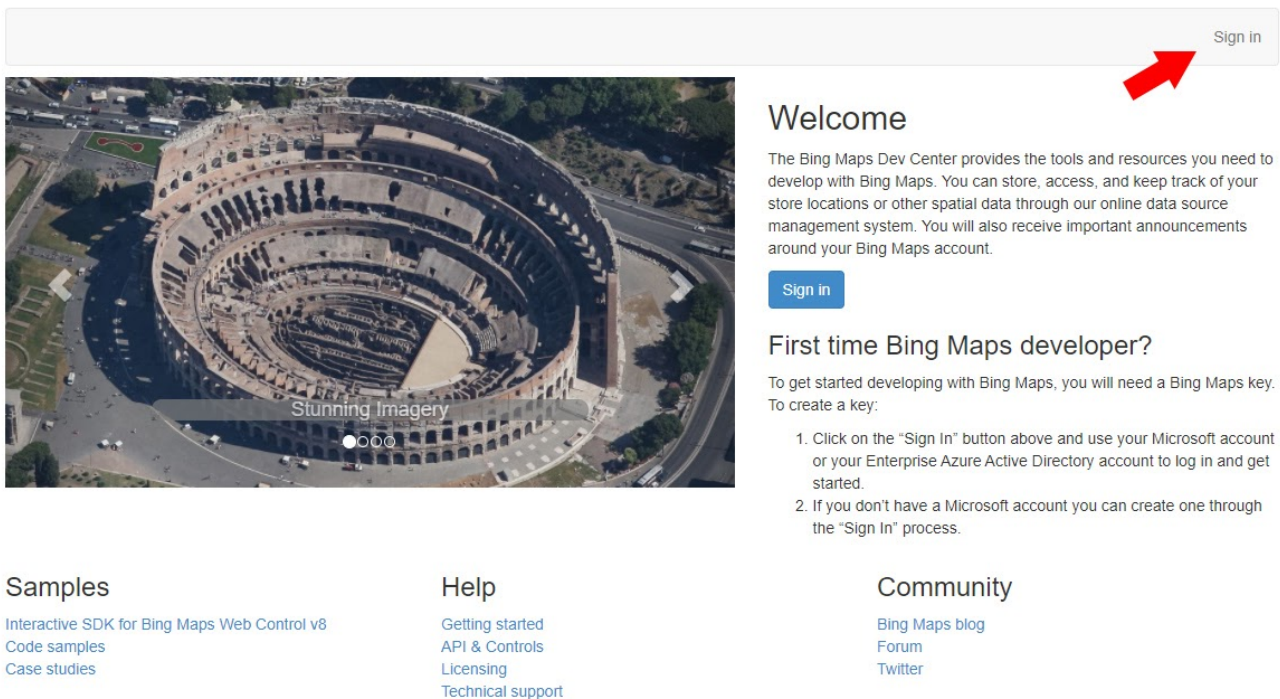


Getting a key for Bing maps

To get a key for Bing maps in the Web Client, please follow the steps below:

- Go to <https://www.bingmapsportal.com/>
- Sign up or sign in with you Microsoft account

 Bing maps | Dev Center



Sign in

Welcome

The Bing Maps Dev Center provides the tools and resources you need to develop with Bing Maps. You can store, access, and keep track of your store locations or other spatial data through our online data source management system. You will also receive important announcements around your Bing Maps account.

[Sign in](#)

First time Bing Maps developer?

To get started developing with Bing Maps, you will need a Bing Maps key. To create a key:

1. Click on the "Sign In" button above and use your Microsoft account or your Enterprise Azure Active Directory account to log in and get started.
2. If you don't have a Microsoft account you can create one through the "Sign In" process.

Samples

- [Interactive SDK for Bing Maps Web Control v8](#)
- [Code samples](#)
- [Case studies](#)

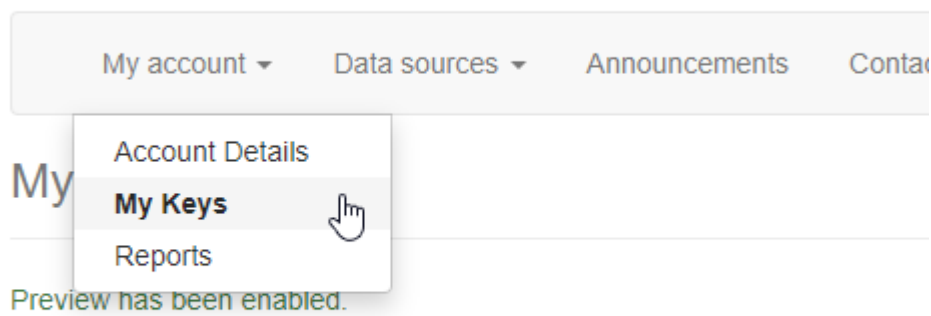
Help

- [Getting started](#)
- [API & Controls](#)
- [Licensing](#)
- [Technical support](#)

Community

- [Bing Maps blog](#)
- [Forum](#)
- [Twitter](#)

- Navigate to My Account > My Keys.



Click [here](#) to create a new key.

Click [here](#) to download complete list of keys.

- Click Create New Key.

My keys

Preview has been enabled.

Click [here](#) to create a new key.

Click [here](#) to download complete list of keys.

- Fill in the required information.

My keys

Create key

Application name *

Application URL

Key type * [What's This](#)

Application type *

* Required field

To create Education, Broadcast or Not-for-Profit keys, please contact the Bing Maps account team at mpnet@microsoft.com.

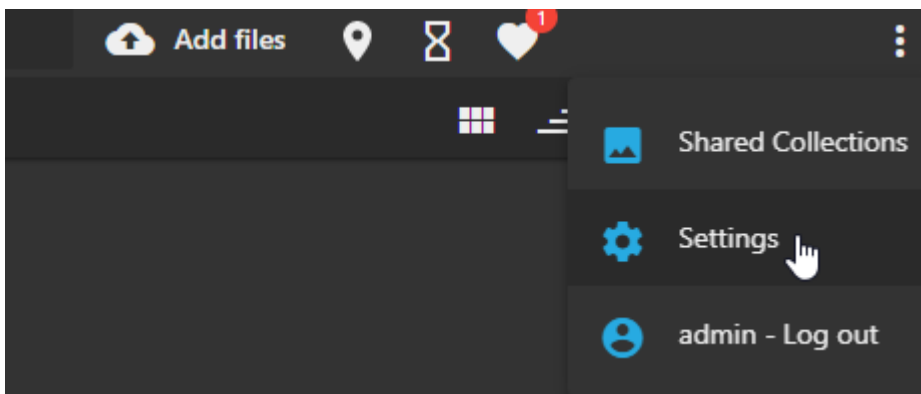
- Click **Create**. A new key will be listed.

Application name	Key details	Enable Preview for All Keys
Acme Application	Key: Show key Application Url: Key type: Basic / Website Created date: 09/17/2020 Expiration date: None Key Status: Enabled Security Enabled: No	Update Copy key Usage Report Enable Security Enable Preview

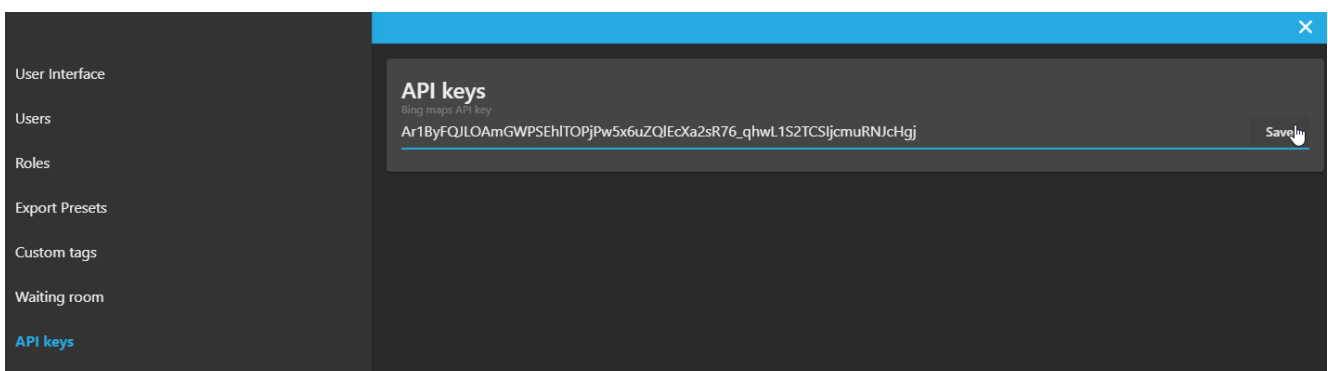
- Click **Show Key** and copy it.

Application name	Key details	Enable Preview for All Keys <input type="checkbox"/>
Acme Application	Key: Hide key Ar1ByFQJLOAmGWPSEhITOPjPw5x6uZQIEcXa2sR76_qhwL1S2TCSljcmuRNjCHgj Application Uri: Key type: Basic / Website Created date: 09/17/2020 Expiration date: None Key Status: Enabled Security Enabled: No	Update Copy key Usage Report Enable Security Enable Preview <input type="checkbox"/>

- Go to your Daminion web catalog and open **Settings**



- Click **API keys** and paste the key



- Now you will have access to Bing maps

