
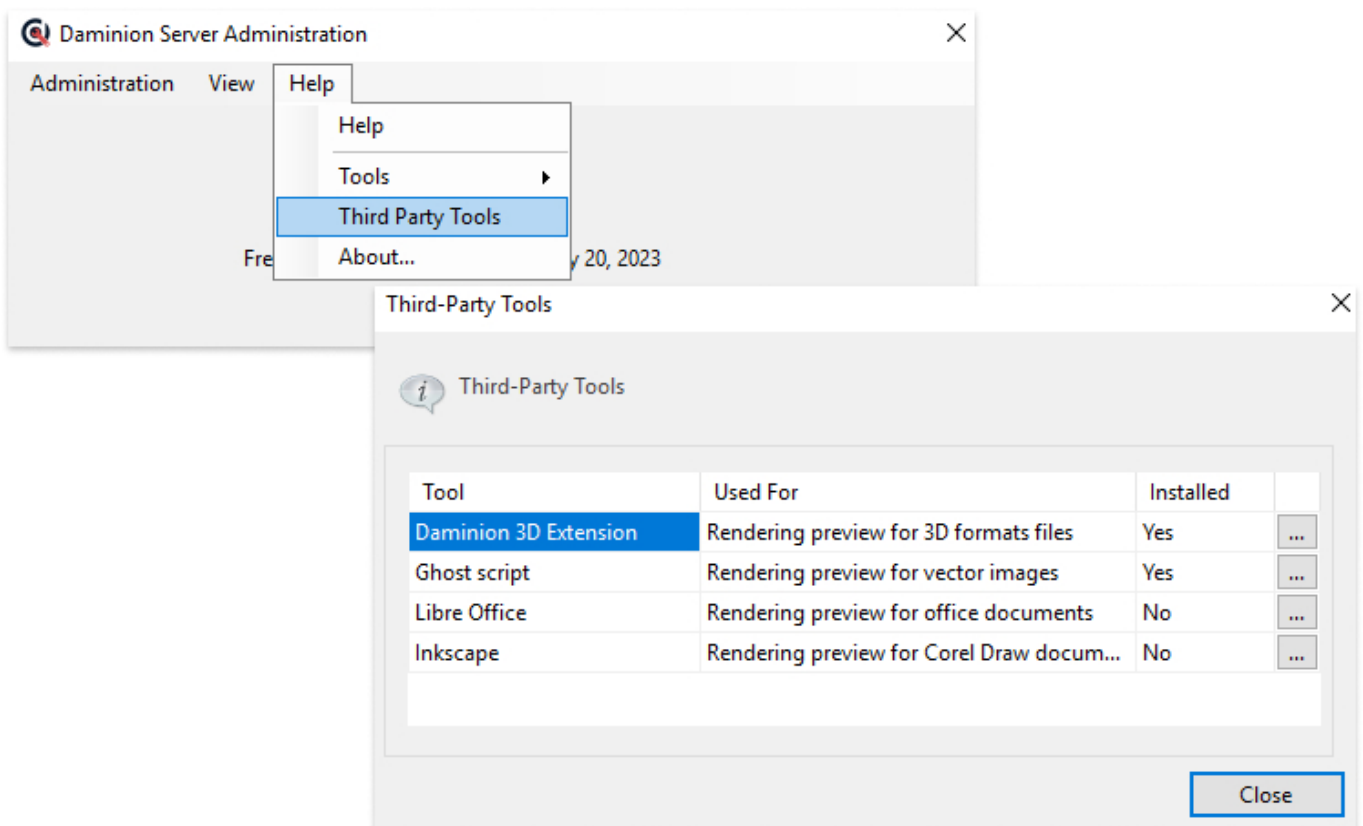


Since version 7.8 Daminion Server uses a new 3D extension to generate previews for the following formats:

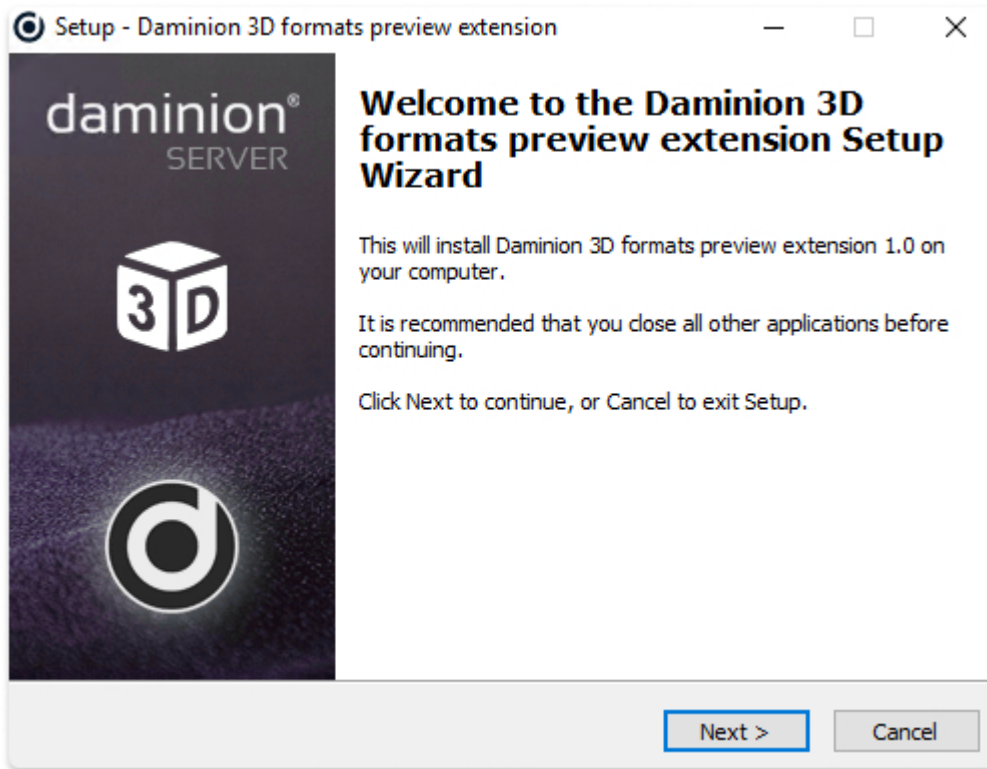
- FBX Interchange Format (.fbx)
- IGES Drawing Format (.igs .iges)
- STP (.stp .step)
- STL (.stl)
- OBJ Wavefront 3D Object Format (.obj)
- 3DS 3D Studio (.3ds)

To install the extension, open Daminion Server Administration panel and go to

the Help tab → Third-party tools, then click  next to Daminion 3D extension for the download.



Once downloaded, run the installer and complete the following steps.



We use [f3d viewer](#) for the extension. When importing files, Daminion does a rendering and then creates previews.

Important notes:

- Rendering uses CPU and graphics card resources, make sure your computer meets the system requirements.
- Daminion does not support embedding metadata into 3D files. Make sure to [create backups](#) of your catalogs to prevent losing the tagging work!
- 3D rendered preview are not available in Daminion 7.6 and early.
- If are working on Windows, you can open your 3D files in [Microsoft 3D Builder](#) with just one click from the Daminion desktop client (learn how to do it [here](#)) or

the web client by using the Daminion [Web Client Assistant](#).